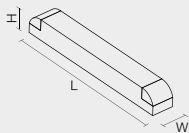


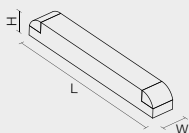
DIMMER E ALIMENTATORI/DRIVER DIMMERABILI DIMMERS AND DIMMABLE POWER SUPPLIES/DRIVERS

COSTANT CURRENT LED SUSPENSION



DRIVER INGRESSO 230Vca USCITA IN CORRENTE COSTANTE. Ingressi di controllo: pulsante e IGBT-TRIAC
DRIVER INPUT 230Vac OUTPUT COSTANT CURRENT. Control Input: push button and IGBT-TRIAC

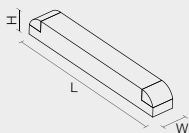
CODE	INPUT	OUTPUT	POWER	IP	DIM. (LxWxH)	N. MAX LAMP
TE088	198-264Vac	350mA	17W	IP20	166x46x34mm	
	198-264Vac	500mA	24W	IP20	166x46x34mm	1-2 (Ulisse, Teseo)
	198-264Vac	700mA	32W	IP20	166x46x34mm	1-4 (Ulisse, Teseo)



DALI DRIVER INGRESSO 230Vca USCITA IN CORRENTE COSTANTE. Ingressi di controllo: pulsante, DALI e 1-10V
DRIVER INPUT 230Vac OUTPUT COSTANT CURRENT. Control Input: push button, DALI and 1-10V

CODE	INPUT	OUTPUT	POWER	IP	DIM. (LxWxH)	N. MAX LAMP
TE089	99-264Vac	350mA	40W	IP20	124x79x22mm	
	99-264Vac	500mA	50W	IP20	124x79x22mm	1-4 (Ulisse, Teseo)
	99-264Vac	700mA	50W	IP20	124x79x22mm	1-6 (Ulisse, Teseo)

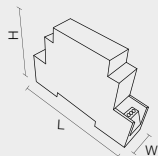
STRIPE GO LED



DALI DRIVER INGRESSO 230Vca USCITA 24V PWM. Ingressi di controllo: DALI, TOUCH DIM
DRIVER INPUT 230Vac OUTPUT 24V PWM

CODE	INPUT	OUTPUT	HOUSING	POWER	IP	DIM. (LxWxH)
TE020	198-254Vac	24V PWM	Remote mounting	75W	IP20	220x47x44mm

STRIPE GO LED

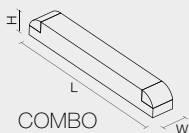


DIMMER MONOCANALE. Ingressi di controllo: PULSANTE 1÷10 V
DIMER ONE CHANNEL. Control inputs: PUSH BUTTON 1÷10 V

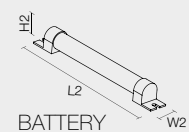
CODE	INPUT	OUTPUT	HOUSING	POWER	IP	DIM. (LxWxH)
TE040	24Vdc	24V PWM	Remote mounting or DIN bar	192W	IP20	90x17x58mm

KIT DI EMERGENZA EMERGENCY KIT

STRIPE GO T5 E T5 SEAMLESS



COMBO



BATTERY

KIT DI EMERGENZA PER LAMPADE FLUORESCENTI
DIMMABLE POWER SUPPLY FOR FLUORESCENT LAMP

CODE	INPUT	ARTICLE	HOUSING	TECHINAL DATA	SUPPLIED	DIM. (LxWxH)	BATTERY	DIM. (L2xW2xH2)	BFL (% LIGHTING FACTOR)
TE010	220-240Vac	Stripe go 120	Inside product	T5 28W	COMBO	425x30x21mm	NiMh 3h	336x26x26mm	12%
TE011	220-240Vac	Stripe go 120	Inside product	T5 54W	COMBO	425x30x21mm	NiMh 3h	396x26x26mm	6%
TE012	220-240Vac	Stripe go 150	Inside product	T5 35W	COMBO	425x30x21mm	NiMh 3h	396x26x26mm	13%
TE013	220-240Vac	Stripe go 150	Inside product	T5 49W	COMBO	425x30x21mm	NiMh 3h	336x26x26mm	6%
TE014	220-240Vac	Stripe go 150	Inside product	T5 80W	COMBO	425x30x21mm	NiMh 3h	396x26x26mm	4,8%